UNIVERSITY OF ALABAMA FACULTY ACTIVITY REPORT

Activity reporting system for the university today…

CCAS Conference, November 15th, 2008

Dean Robert F. Olin
Associate Dean Tom Wolfe

Background

- Hard-Copy

College of Arts and Sciences
Faculty Activity Report
April 1, 2002 to March 31, 2003

Reports must be submitted on current year's format. Incomplete forms will be returned.

Name: _____ Date: _____
Dept: _____ Rank: _____

A.FTE Assignment [%] [.20 FTE = One 3 credit course]

THIS SECTION IS TO BE COMPLETED BY CHAIRPERSON/PROGRAM DIRECTOR

	FALL	SPRING
1. Teaching	_____	_____
2. Research/Creative Activity	_____	_____
3. Service/Other	_____	_____
4. Administration (involving FTE release time)	_____	_____

Background continued

- FAR Online – First experience

College of Arts and Sciences
Faculty Activity Report
April 1, 2002 to March 31, 2003

Reports must be submitted on current year's format. Incomplete forms will be returned.

Name: _____ Date: _____
Dept: _____ Rank: _____

A.FTE Assignment [%] [.20 FTE = One 3 credit course]

THIS SECTION IS TO BE COMPLETED BY CHAIRPERSON/PROGRAM DIRECTOR

	FALL	SPRING
1. Teaching	_____	_____
2. Research/Creative Activity	_____	_____
3. Service/Other	_____	_____
4. Administration (involving FTE release time)	_____	_____

DEVELOPMENT OF THE FAR

- Redundancy of Information
- Centralized Information
- Accuracy of Information

Background continued

- Redesign

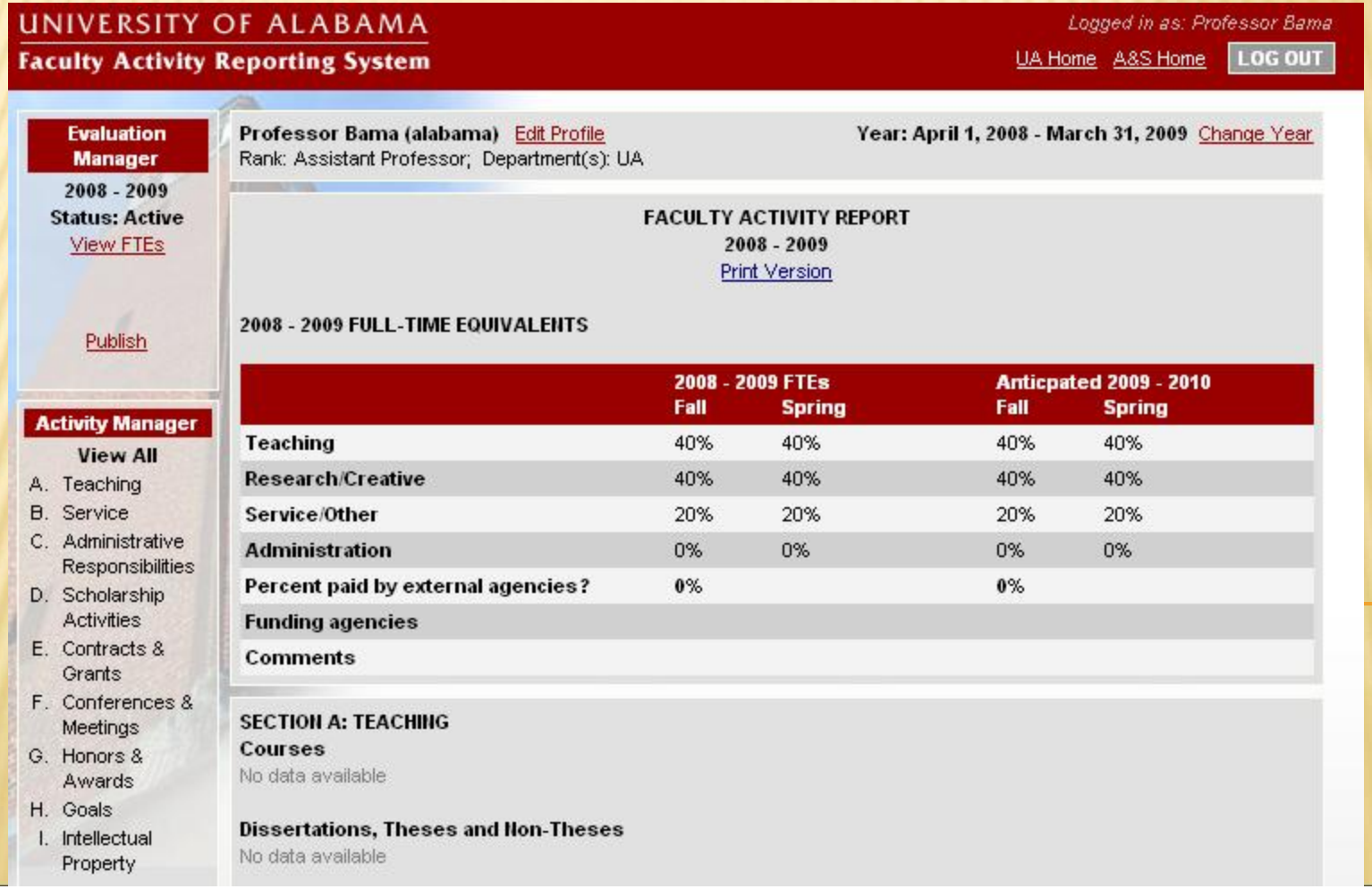

University-wide

- College of Arts and Sciences
- College of Communication and Information Sciences
- College of Community Health Sciences
- College of Education
- College of Engineering
- College of Human Environmental Sciences
- College of Nursing
- College of Social Work
- University Libraries

- Over 1000 user profiles

WHAT IS THE FAR?

- The FAR is a comprehensive, online data collection and reporting system
- Availability – 24/7
- PC and Mac
- Web browsers: Internet Explorer, Mozilla, etc.
- Activity data remains accessible online from year to year
- A central repository for faculty to track and maintain scholarly and professional accomplishments and to ensure visibility of their contributions to the University.

FAR Components

- Teaching
- Service
- Administrative Responsibilities
- Scholarship Activities
- Contracts and Grants
- Conferences and Meetings
- Honors and Awards
- Goals
- Intellectual Property

FAR View-All Page

UNIVERSITY OF ALABAMA
Faculty Activity Reporting System

Logged in as: Professor Bama
UA Home A&S Home LOG OUT

Evaluation Manager
2008 - 2009
Status: Active
View FTEs

Publish

Activity Manager
View All
A. Teaching
B. Service
C. Administrative Responsibilities
D. Scholarship Activities
E. Contracts & Grants
F. Conferences & Meetings
G. Honors & Awards
H. Goals
I. Intellectual Property

Professor Bama (alabama) Edit Profile
Rank: Assistant Professor; Department(s): UA

Year: April 1, 2008 - March 31, 2009 Change Year

FACULTY ACTIVITY REPORT
2008 - 2009
Print Version

2008 - 2009 FULL-TIME EQUIVALENTS

	2008 - 2009 FTEs		Anticpated 2009 - 2010	
	Fall	Spring	Fall	Spring
Teaching	40%	40%	40%	40%
Research/Creative	40%	40%	40%	40%
Service/Other	20%	20%	20%	20%
Administration	0%	0%	0%	0%
Percent paid by external agencies?	0%		0%	
Funding agencies				
Comments				

SECTION A: TEACHING
Courses
No data available

Dissertations, Theses and Non-Theses
No data available

FAR Scholarship Activities View-All

Evaluation Manager
2008 - 2009
Status: Active
View FTEs

Publish
Change Faculty

Activity Manager
View All
A. Teaching
B. Service
C. Administrative Responsibilities
D. **Scholarship Activities**
E. **Contracts & Grants**
F. **Conferences & Meetings**
G. Honors & Awards
H. Goals
I. Intellectual Property

Certifications/ Registrations

Reports & Queries

Thomas L. Wolfe ( ) Edit Profile **Year: April 1, 2008 - March 31, 2009** Change Year
Rank: Dean; Department(s): Chairs

SECTION D: SCHOLARSHIP ACTIVITIES
Show Publications Show Creative Activities Show Other Scholarly Activities
Sorts show in CAPS. Click on column heading to change sort.

Publications

Upload Publication Data from Refworks
To edit or delete record, click on its Publication Title.
Add New Publication

CATEGORY - Author Type Citation	Refereed/Non	Submit Date Accept Date Pub Date	Status
Article (refereed) - *Author* Philosophical Studies View: ActivityEntryGuide.xls	*Non-Refereed*		*In-Progress* Faculty Library Link/Update
Article (refereed) - *Author* Most recently submitted to Philosophy. Although this paper has received numerous rejections, Alastair Norcross of Rice University (soon to be of The University of Colorado at Boulder) has assigned it in several graduate courses. You win some, you lose some. View: www.far.ua.edu		3/07	*Submitted* Faculty Library Link/Update
Article (refereed) - *Author* There are 10 or more other autism related projects that are "in progress". Some are in a data collection stage, some have had data analyzed, some are simply waiting for time to write them up.			*In-Progress* Faculty Library Link/Update
Article (refereed) - *Author* Houston Journal of Mathematics		11/29/05	*Submitted* Faculty Library Link/Update

Data Collection – Front End

- What information is required?

Section A: TEACHING
Courses

Be sure to SAVE any data additions or changes below!
Click on red labels for additional information.
Faculty Library documents can be linked to specific records by clicking Faculty Library Link/Update on the list page.

Section Guide

Course/Section:		
Title:		
Course Type:	Select	
New Course?	No	
Semester:	Select	
In load?	No	
Ongoing?	No	
	Undergraduate	Graduate
Enrollment:		
Credit Hours:		
Contact Hours: (CCHS & Nursing)		
Supplemental Pay?	No	
Funding Source: (Choose source if you have received supplemental compensation for this course)	Select	
Number of Assessment Techniques:		
Innovations: (List assessment techniques etc. and		

Data Extraction – Back End

- Queries

Select Data Filters:

Select Data Filters:

Faculty Member Role is: Any Role

Contracts / Grants Source is: Any Source

Contracts / Grants Submitted between: (mm/dd/yy) and (mm/dd/yy)

Contracts / Grants Approved between: (mm/dd/yy) and (mm/dd/yy)

Contracts / Grants Ending between: (mm/dd/yy) and (mm/dd/yy)

Amount Requested is greater than: and less than

Amount Awarded is greater than: and less than

Contract entry contains keywords:
Keywords must be separated by commas

Sort Data By:

- Faculty member, submitted date
- Amount Requested (descending), Department, Faculty Member
- Amount Awarded (descending), Department, Faculty Member
- Agency, submitted date
- End date, department faculty member
- Department, faculty member role
- Approve date, source

Select Output:

Send Results to: Web Page

Format Options:

Select Format: Web Page

Data Extraction – Back End

- Queries
- Reports

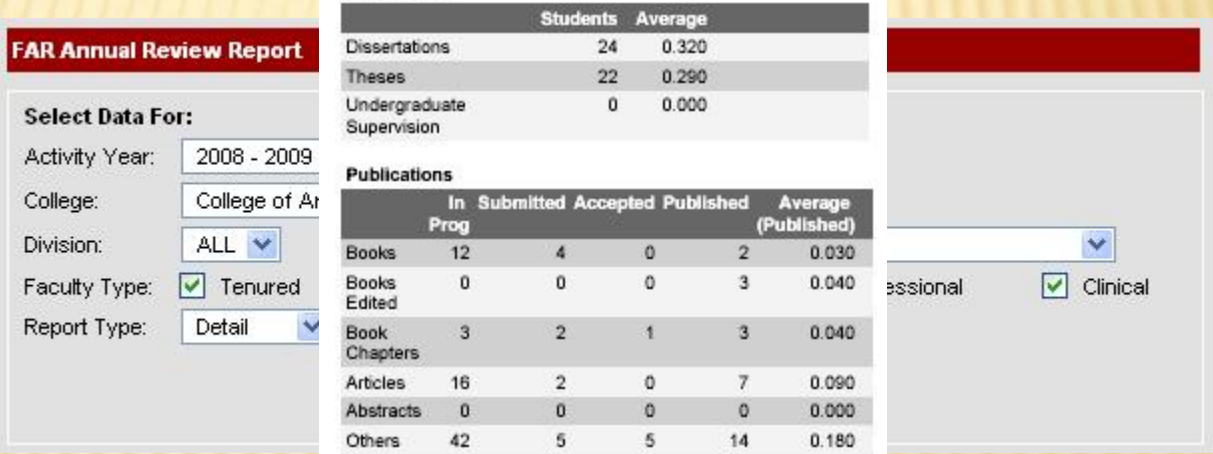

2008 - 2009 Faculty Productivity Summary for College: 1 Department: English

Teaching

	Courses	Average	Enrollment
Undergraduate	12	0.160	500
Undergraduate/Graduate	1	0.010	15
Graduate	2	0.030	30
Total	15	0.197	545

Supervision

	Students	Average
Dissertations	24	0.320
Theses	22	0.290
Undergraduate Supervision	0	0.000

Publications

	In Prog	Submitted	Accepted	Published	Average (Published)
Books	12	4	0	2	0.030
Books Edited	0	0	0	3	0.040
Book Chapters	3	2	1	3	0.040
Articles	16	2	0	7	0.090
Abstracts	0	0	0	0	0.000
Others	42	5	5	14	0.180
Totals	73	13	6	29	

Page 1 of 2

2008 - 2009 Faculty Productivity Summary for College: 1 Department: English

Creative Activity

	Number	Average
International	0	0.000
National	0	0.000
Regional	0	0.000
State	0	0.000

Data Extraction – Back End

- Queries
- Reports
- Delaware Study

Data Extraction – Back End

UNIVERSITY OF ALABAMA
Faculty Activity Reporting System

Logged in as: Thomas L. Wolfe
UA Home A&S Home LOG OUT

FAR Reports
- FAR Annual Review
- Delaware Study
- Faculty Productivity Summary
- Create Vita

FAR Queries
- FAR Master Query
- Contract & Grants Query
- Intellectual Property Query
- Publications Query

T&E Queries
- T&E Query

Return to Main

Delaware Study

2008 - 2009 Delaware Study for College: College of Arts & Sciences Department: IND

View Print Format

DISCIPLINE-SPECIFIC STATISTICS

A.	Total full-time equivalent (FTE) tenured faculty.	0
B.	Total tenure-track faculty.	0
C.	Total FTE tenured and tenure-track faculty on which your responses below will be based.	0

ACTIVITIES RELATED TO TEACHING

1.	Total number of separate course preparations faculty have developed.	0
2.	Number of existing courses where faculty have redesigned the pedagogy or curriculum under the auspices of a grant or course-release time.	0
3.	Number of new courses which faculty have created and have been approved for delivery.	0
4.	Number of courses indicated in the previous items which are delivered fully or primarily online.	0
5.	Unduplicated headcount of undergraduate academic advisees formally assigned to faculty.	0
6.	Unduplicated headcount of graduate academic advisees formally assigned to faculty.	0
7.	Number of thesis/dissertation committees where faculty served as chairperson.	0
8.	Number of thesis/dissertation committees where faculty served in a non-chairing role.	0
9.	Number of undergraduate senior theses (e.g. senior thesis, recital, art show, other capstone experiences) that faculty have supervised.	0
10.	Total number of students taught individually in independent or directed studies (e.g. one-on-one student faculty interaction for credit directed as satisfying a degree requirement).	0
11.	Number of **undergraduate** students formally engaged in research with a faculty member.	0
12.	Number of **graduate** students formally engaged in research with a faculty member.	0

University Community

- Office of Academic Affairs
- Office of Institutional Research and Analysis
- Office of Sponsored Programs
- Office of Instructional Technology

FAR Initiatives

- R

UNIVERSITY OF ALABAMA
Faculty Activity Reporting System

Logged in as: Thomas L. Wolfe
UA Home A&S Home LOG OUT

Evaluation Manager
2008 - 2009
Status: Active
View FTEs

Publish
Change Faculty

Activity Manager
View All
A. Teaching
B. Service
C. Administrative Responsibilities
D. **Scholarship Activities**
E. **Contracts & Grants**
F. **Conferences & Meetings**
G. Honors & Awards
H. Goals
I. Intellectual Property

Certifications/ Registrations

Reports & Queries

Thomas L. Wolfe (10431293) Edit Profile
Rank: Dean; Department(s): Chairs

Year: April 1, 2008 - March 31, 2009 Change Year

IMPORT PUBLICATION DATA FROM REFWORKS

Publication data can be imported from RefWorks by following the instructions below.

In RefWorks:
1. Using the Search menu option, search for the References that you would like to import into your FAR.
2. Select each reference that you would like to import by checking the checkbox next to the entry.
3. Click the "Add to My List" button at top of page. (Note that you may search multiple times and all entries will be added to the same list.)
4. Select Export from the References menu.
5. Next to "References to Include" select radio button next to "My List".
6. Next to Export Format select radio button next to "Tab Delimited".
7. Save the exported data to your local hard drive (use "Save As" on the File menu).

In the FAR application:
1. Browse your local hard drive and select the file for import.
2. Click the "Upload File" button.
3. The references that were exported from RefWorks will appear. You may select the records to import by checking the checkbox under the Import column heading.
4. Click the "Import Data" button.
5. You will be directed to the Publication list page where you may further edit/review the imported entries.

File to import from RefWorks: Browse...

Create Faculty Library Entry for Links? No

Upload File Cancel

FAR Initiatives

- Refworks
- Banner
- Office of Sponsored Programs

FAR – Vision

- Integrated use in accreditation processes
- Tenure and Promotion process

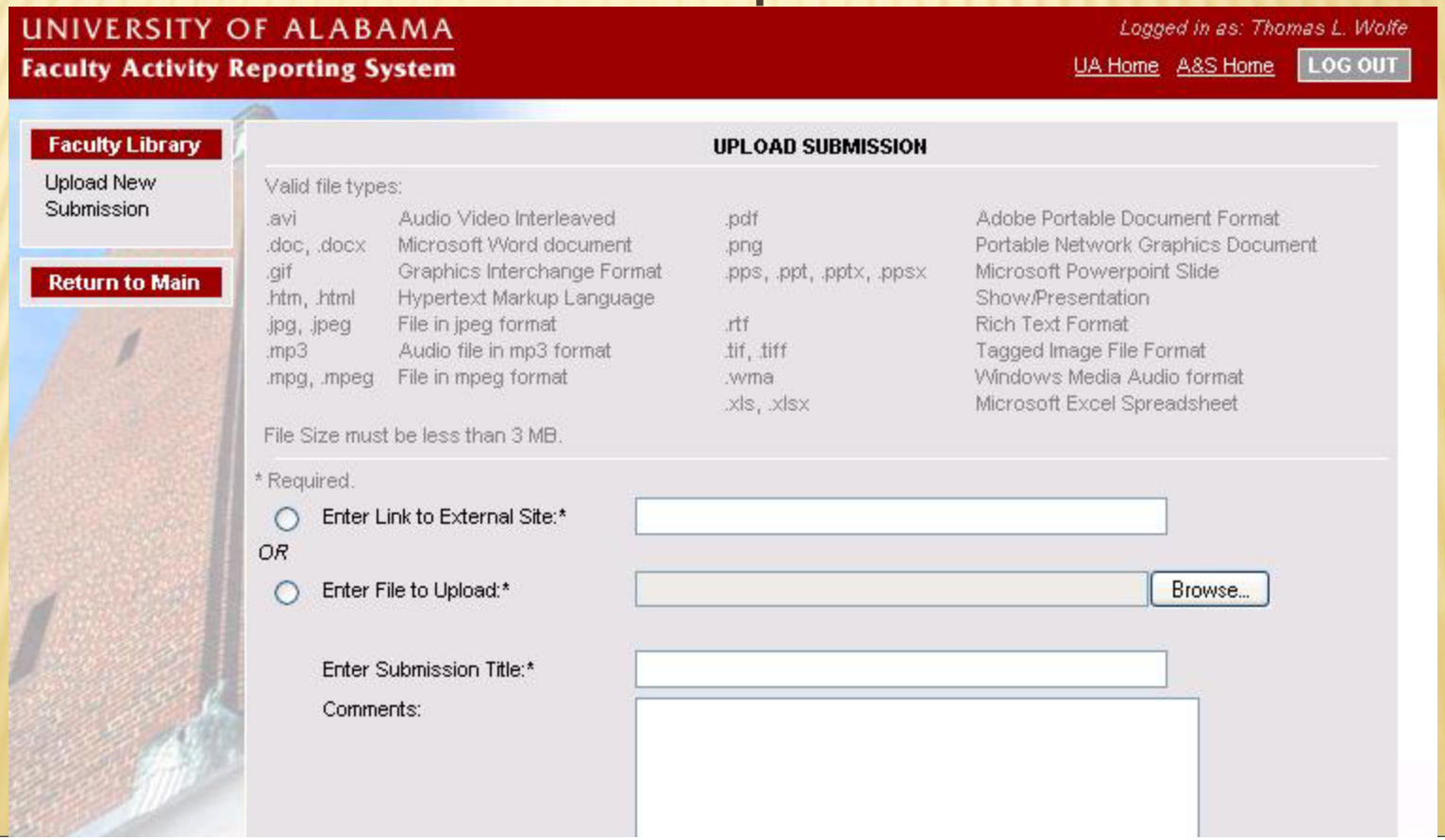

FAR – Vision

- Integrated use in accreditation processes
- Tenure and Promotion process

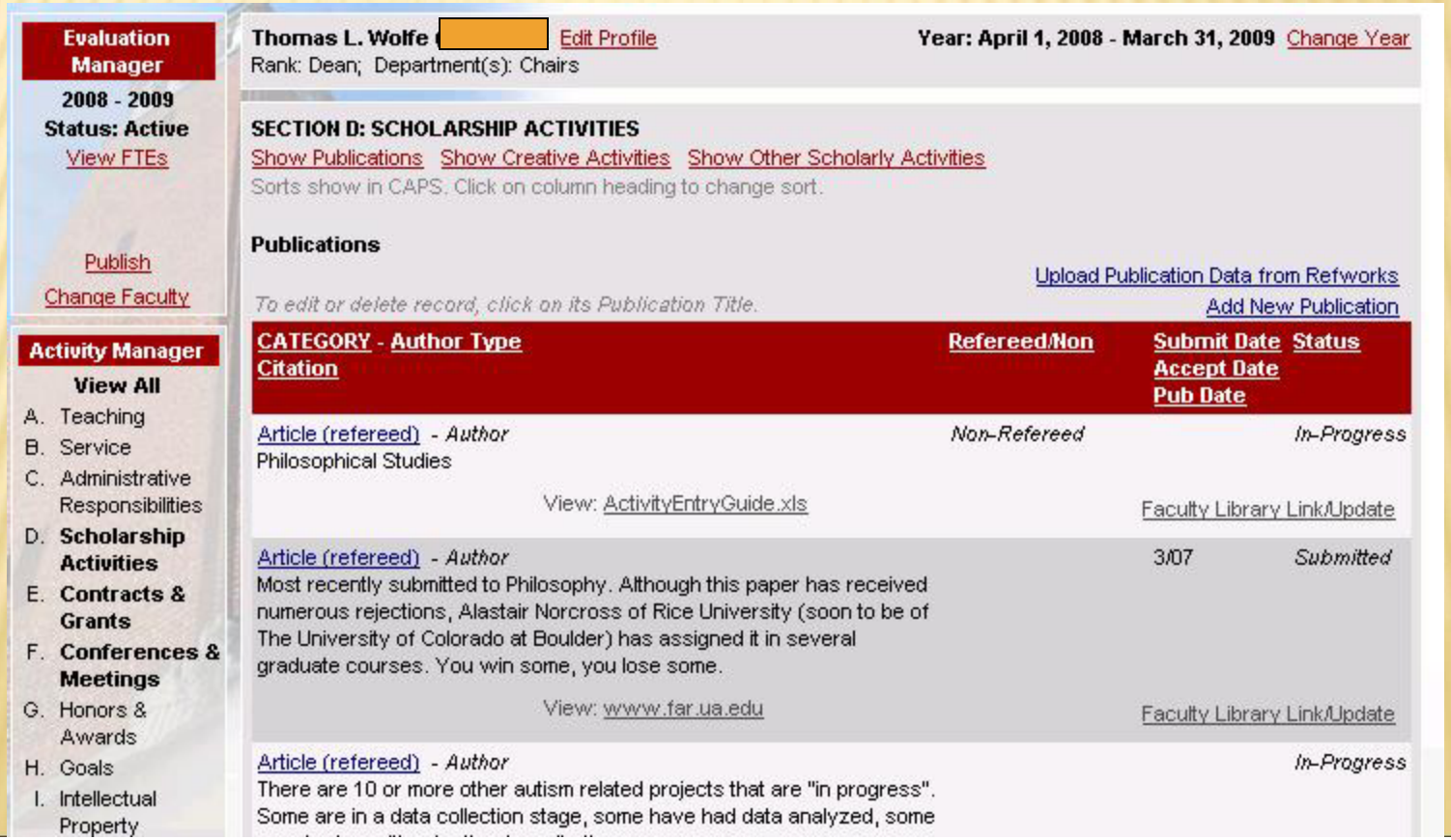

FAR – Vision

- Integrated use in accreditation processes
- Tenure and Promotion process
- Biosketches

FAR Challenges

- Reporting period
- Term
- Cour l
- Unifo
- Evalu

EVALUATIONS

2008 - 2009 EVALUATIONS

No data available

List Complete

Add New Evaluation

Evaluation Key:

1 - Unsatisfactory. Quality and quantity of work unsatisfactory. Immediate corrective action imperative.

2 - Needs Improvement. Individual not performing at adequate level. Corrective action required.

3 - Satisfactory. Individual performing at "satisfactory" level: Tasks and goals are being accomplished in a timely and competent manner.

4 - Good. Tasks and goals are being accomplished with some meritorious elements of performance.

5 - Excellent. Quality and quantity of work is meritorious; goals exceeded, highly productive; individual recognized beyond the unit.

6 - Preeminence. Preeminent distinction resulting from outstanding meritorious accomplishments. (It is expected that the performance of no more than 3% of the faculty would fall into this category.)

FAR Challenges

- Reporting period
- Terminology
- Course structures: didactic vs. clinical
- Uniformity of information
- Evaluation issues/practices
- Reports – vary college to college
- Definition of criteria requested
- Infrastructure of colleges

FAR – Other Issues

- Front end/back end compatibility
- Culture
- ‘One size fits all’ template

UNIVERSITY OF ALABAMA
FACULTY ACTIVITY REPORT

Activity reporting system for the university today…

Thank You!

Dean Robert F. Olin
Associate Dean Tom Wolfe